

UAN LOGIN

Please visit

<https://unifiedportal-mem.epfindia.gov.in/memberinterface/>

LOGIN Page view


File Edit View History Bookmarks Tools Help

Your Payroll System x Inbox (56) :: Workspace We... x Member Home x +


https://unifiedportal-mem.epfindia.gov.in/memberinterface/ Search

Most Visited EPFO E-Sewa Portal Your Payroll System Challan Claim_MBS EPF_E simpliance.in sumhr Advocate http://107.167.183.162... https://ibox-vsts.icicib...

-A A A+

**EMPLOYEES' PROVIDENT FUND ORGANISATION, INDIA**
MINISTRY OF LABOUR & EMPLOYMENT, GOVERNMENT OF INDIA

Universal Account Number (UAN)
MEMBER e-SEWA




Dear EPF Members !!

- Member Passbook service is available at www.epfindia.gov.in [Our Services >> For Employees >> Member Passbook]
- Aadhaar Based Online Claim Submission
- Seeded Aadhaar against activated UAN is mandatory for online claim submission.
- Other frequently used services are available at www.epfindia.gov.in
- EPFO services are now available on the UMANG (Unified Mobile APP for New Governance). The UMANG APP can be downloaded by giving a missed call 9718397183. The APP can also be downloaded from [UMANG](http://www.umang.gov.in) website or from the play/app stores. Erstwhile EPF mobile services are being discontinued
- One Member - One EPF Account can be availed after login under [Online Services](#).

UAN

Password


8 W 8 K P

Captcha

[Forgot Password](#)

Benefits of Registration

- Download/Print your Updated Passbook anytime.
- Download/ Print your UAN Card.

**NOTE**
Members with authenticated Aadhaar and Bank details seeded against their UAN can now submit their PF Withdrawal/Settlement/Transfer claims online.

Important Links

- [Activate UAN](#)
- [Know your UAN status](#)

Local Disk (D:) 13:51 25/09/2018

Use forgot Password and screen view are shown given below.


The screenshot shows a web browser window with the EPFO 'Forgot Password' page. The browser's address bar displays the URL: `https://unifiedportal-mem.epfindia.gov.in/memberinterface/no-auth/forgotPassword/forgotPasswordMain?_HDIV_STATE_=13-3-FE`. The page header includes the EPFO logo, the text 'EMPLOYEES' PROVIDENT FUND ORGANISATION, INDIA', and 'MINISTRY OF LABOUR & EMPLOYMENT, GOVERNMENT OF INDIA'. On the right, it shows 'Universal Account Number (UAN)' and 'MEMBER e-SEWA'. Below the header, there is a 'Home' link and a 'Forgot Password' section. This section contains two input fields: 'Enter UAN :*' and 'Enter Captcha :*'. The UAN field has a placeholder 'Enter UAN'. The Captcha field has a placeholder 'Enter Captcha' and a 'Submit' button next to it. The browser's taskbar at the bottom shows various application icons and the system clock indicating 13:53 on 25/09/2018.

File Edit View History Bookmarks Tools Help

Your Payroll System x Inbox (54) :: Workspace We... x EPFO: Forgot Password x +

https://unifiedportal-mem.epfindia.gov.in/memberinterface/no-auth/forgotPassword/forgotPasswordMain?_HDIV_STATE_=13-3-FE Search

Most Visited EPFO E-Sewa Portal Your Payroll System Challan Claim_MBS EPF_E simpliance.in sumhr Advocate http://107.167.183.162... https://ibox-vsts.icicib...

 **EMPLOYEES' PROVIDENT FUND ORGANISATION, INDIA**
MINISTRY OF LABOUR & EMPLOYMENT, GOVERNMENT OF INDIA

Universal Account Number (UAN)
MEMBER e-SEWA

Home |

? Forgot Password

Enter UAN :*

P A Z X E

Enter Captcha :*

Local Disk (D:) 13:53 25/09/2018

After submit the details, next page shown are given below, and OTP send on your register mobile number under UID database.

The screenshot shows a web browser window with the following details:

- Browser Tabs:** Your Payroll System, Inbox (54) :: Workspace We..., EPFO: Forgot Password, EPFO: Home.
- Address Bar:** https://unifiedportal-mem.epfindia.gov.in/memberinterface/no-auth/forgotPassword/forgotPasswordMain?_HDIV_STATE_=13-3-FE
- Search Bar:** 100230371134
- Page Header:**
 - EMPLOYEES' PROVIDENT FUND ORGANISATION, INDIA
 - MINISTRY OF LABOUR & EMPLOYMENT, GOVERNMENT OF INDIA
 - Universal Account Number (UAN)
 - MEMBER e-SEWA
- Navigation:** Home | Forgot Password
- Forgot Password Form:**
 - Enter UAN :*** 100230371134
 - Registered Mobile Number :** 90*****90
 - Do you wish to send OTP on the above mobile number? :** Yes No

After receiving of password please go on home page.

The screenshot shows the EPF India Member e-SEWA login interface. The browser address bar displays <https://unifiedportal-mem.epfindia.gov.in/memberinterface/>. The page header includes the EPF India logo and the text "EMPLOYEES' PROVIDENT FUND ORGANISATION, INDIA" and "MINISTRY OF LABOUR & EMPLOYMENT, GOVERNMENT OF INDIA". The main heading is "Universal Account Number (UAN) MEMBER e-SEWA".

On the left, a "Dear EPF Members !!" section lists services. A green box labeled "Enter UAN No." points to the UAN input field, which contains "100000074066". Another green box labeled "Password which are received on your mobile." points to the Password input field, which is masked with dots. A third green box labeled "Enter Captcha Details" points to the Captcha input field, which contains the text "Q DF Q U".

Below the login fields are "Sign in" and "Reset" buttons, and a "Forgot Password" link. The bottom of the page features a "Benefits of Registration" section, a "NOTE" box with text about authenticated members, and an "Important Links" section with "Activate UAN" and "Know your UAN status" links.


The Windows taskbar at the bottom shows the date and time as 14:01 on 25/09/2018.

FileEditViewHistoryBookmarksToolsHelp

Your Payroll SystemInbox (51) :: Workspace We...Member Home

https://unifiedportal-mem.epfindia.gov.in/memberinterface/100230371134

Most VisitedEPFO E-Sewa PortalYour Payroll SystemChallanClaim_MBSEPF_Esimpliance.insumhrAdvocatehttp://107.167.183.162...https://ibox-vsts.icicib...



EMPLOYEES' PROVIDENT FUND ORGANISATION, INDIA

MINISTRY OF LABOUR & EMPLOYMENT, GOVERNMENT OF INDIA

UAN : 1000 0007 4066 /Mr. PINAKIN PARMAR

-A A A+

Logout

HomeViewManageAccountOnline Services

UAN Card

More Info

Account Settings

More Info

Select Manage option to update KYC.

Member Profile

UAN	100000074066
Name	Mr. PINAKIN PARMAR
Birth Date	01/01/1990
Gender	MALE
AADHAAR	---
PAN	---
Bank Account No.	Not Available
Mobile No.	90XXXXXX97
E-mail	NOT AVAILABLE
More information	

Alert


Local Disk (D:)14:0625/09/2018

FileEditViewHistoryBookmarksToolsHelp

Your Payroll SystemInbox (51) :: Workspace We...Member Home

https://unifiedportal-mem.epfindia.gov.in/memberinterface/100230371134

Most VisitedEPFO E-Sewa PortalYour Payroll SystemChallanClaim_MBSEPF_Esimpliance.insumhrAdvocatehttp://107.167.183.162...https://ibox-vsts.icicib...



EMPLOYEES' PROVIDENT FUND ORGANISATION, INDIA

MINISTRY OF LABOUR & EMPLOYMENT, GOVERNMENT OF INDIA

UAN : 1000 0007 4066 /Mr. PINAKIN PARMAR

-A A A+

Logout

HomeViewManageAccountOnline Services

CONTACT DETAILS

KYC

MODIFY BASIC DETAILS

E-NOMINATION

More Info

Member Profile

UAN	100000074066
Name	Mr. PINAKIN PARMAR
Birth Date	01/01/1990
Gender	MALE
AADHAAR	---
PAN	---
Bank Account No.	Not Available
Mobile No.	90XXXXXX97
E-mail	NOT AVAILABLE
<div>More information</div>	

Use this option to update the details.

https://unifiedportal-mem.epfindia.gov.in/memberinterface/modifyBasicDetails/loadMemberDetails?_HDIV_STATE_=14-9-2AAF717D1BB4FBA5A0384FC8F48C932E

Local Disk (D:)

14:0725/09/2018

Please update the details as per grid view &

After details correction you need to update your KYC on MBS site for details correction at EPF office.

Please visit MBSINDIA.NET on employee login page.

Login with MBS code which are six digit numerical code(i.e.012345)
Password would be 012345@123

After login you should update your profile and upload your KYC document like.

- (1)AADHAR CARD COPY,
- (2)PAN CARD COPY,
- (3)BANK DETAIL COPY(chèque copy name would be print on the cheque)
- (4)BIRTH CERTIFICATE COPY.
- (5) Latest Photo copy

**(note:- all document's size are not more than 100 KB and
Full Aadhar scan required on one page only)**